

Housing Sales--August 2010

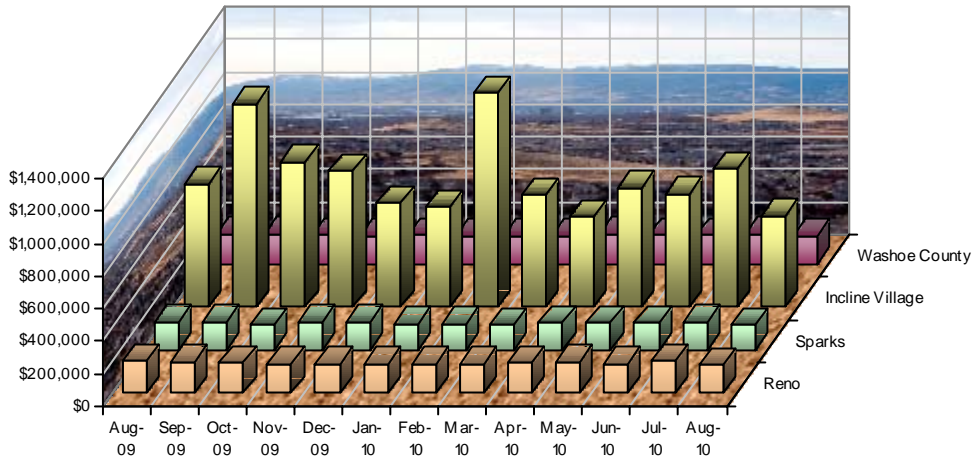
Source: Washoe County Assessor

Age of Structure	August 2010				July 2010				Percent Change			August 2009				Percent Change		
	Number of Sales	Median Sales Price	Median Building SqFt	Median Price per SqFt	Number of Sales	Median Sales Price	Median Building SqFt	Median Price per SqFt	Number of Sales	Median Sales Price	Median Price per SqFt	Number of Sales	Median Sales Price	Median Building SqFt	Median Price per SqFt	Number of Sales	Median Sales Price	Median Price per SqFt
<i>City of Reno, Washoe County, Nevada</i>																		
Single Family Residence Sales																		
New	13	\$249,732	2,035	\$130	17	\$212,000	1,675	\$132	-23.5%	17.8%	-1.5%	21	\$239,000	2,024	\$130	-38.1%	4.5%	0.5%
Existing	222	\$165,684	1,620	\$102	207	\$184,900	1,711	\$109	7.2%	-10.4%	-6.7%	247	\$182,500	1,697	\$107	-10.1%	-9.2%	-5.5%
New & Existing	235	\$172,500	1,634	\$104	224	\$196,000	1,707	\$113	4.9%	-12.0%	-7.8%	268	\$195,000	1,734	\$109	-12.3%	-11.5%	-4.9%
Condo Sales																		
New	3	\$128,750	1,422	\$85	3	\$133,000	1,422	\$91	0.0%	-3.2%	-6.2%	14	\$162,450	1,336	\$117	-78.6%	-20.7%	-27.3%
Existing	76	\$59,859	1,063	\$56	66	\$69,914	1,077	\$73	15.2%	-14.4%	-23.8%	55	\$60,000	1,001	\$70	38.2%	-0.2%	-20.6%
New & Existing	79	\$59,900	1,076	\$56	69	\$73,928	1,080	\$74	14.5%	-19.0%	-23.8%	69	\$78,900	1,192	\$95	14.5%	-24.1%	-40.5%
<i>City of Sparks, Washoe County, Nevada</i>																		
Single Family Residence Sales																		
New	4	\$166,490	1,761	\$95	4	\$320,376	2,334	\$144	0.0%	-48.0%	-34.3%	8	\$256,495	2,336	\$100	-50.0%	-35.1%	-5.7%
Existing	144	\$152,700	1,661	\$90	121	\$170,000	1,659	\$94	19.0%	-10.2%	-4.0%	114	\$165,000	1,659	\$97	26.3%	-7.5%	-6.9%
New & Existing	148	\$153,245	1,685	\$90	125	\$170,000	1,662	\$94	18.4%	-9.9%	-3.4%	122	\$172,500	1,696	\$97	21.3%	-11.2%	-6.3%
Condo Sales																		
New	0	\$0	0	\$0	0	\$0	0	\$0	0.0%	0.0%	0.0%	1	\$175,655	1,517	\$116	-100.0%	-100.0%	-100.0%
Existing	18	\$75,450	1,153	\$76	27	\$69,360	1,225	\$57	-33.3%	8.8%	33.7%	18	\$81,750	1,044	\$71	0.0%	-7.7%	7.3%
New & Existing	18	\$75,450	1,153	\$76	27	\$69,360	1,225	\$57	-33.3%	8.8%	33.7%	19	\$80,500	1,044	\$70	-5.3%	-6.3%	8.8%
<i>Incline Village, Washoe County, Nevada</i>																		
Single Family Residence Sales																		
New	0	\$0	0	\$0	0	\$0	0	\$0	0.0%	0.0%	0.0%	1	\$1,243,000	2,646	\$470	-100.0%	-100.0%	-100.0%
Existing	5	\$565,000	2,016	\$293	13	\$850,000	2,448	\$345	-61.5%	-33.5%	-15.1%	16	\$729,312	2,664	\$323	-68.8%	-22.5%	-9.5%
New & Existing	5	\$565,000	2,016	\$293	13	\$850,000	2,448	\$345	-61.5%	-33.5%	-15.1%	17	\$756,500	2,614	\$399	-70.6%	-25.3%	-26.7%
Condo Sales																		
New	0	\$0	0	\$0	0	\$0	0	\$0	0.0%	0.0%	0.0%	1	\$993,064	2,714	\$366	-100.0%	-100.0%	-100.0%
Existing	14	\$351,500	1,488	\$219	13	\$285,000	1,727	\$164	7.7%	23.3%	33.4%	12	\$262,500	1,343	\$199	16.7%	33.9%	9.7%
New & Existing	14	\$351,500	1,488	\$219	13	\$285,000	1,727	\$164	7.7%	23.3%	33.4%	13	\$200,000	1,343	\$182	7.7%	75.8%	19.9%
<i>Washoe County, Nevada</i>																		
Single Family Residence Sales																		
New	19	\$210,000	2,035	\$119	22	\$256,805	1,729	\$140	-13.6%	-18.2%	-15.2%	38	\$258,221	2,336	\$128	-50.0%	-18.7%	-7.0%
Existing	480	\$170,000	1,715	\$97	449	\$180,000	1,703	\$104	6.9%	-5.6%	-7.3%	505	\$179,000	1,696	\$106	-5.0%	-5.0%	-8.4%
New & Existing	499	\$172,000	1,744	\$97	471	\$185,000	1,703	\$107	5.9%	-7.0%	-9.2%	543	\$185,500	1,744	\$107	-8.1%	-7.3%	-9.7%
Condo Sales																		
New	3	\$128,750	1,422	\$85	3	\$133,000	1,422	\$91	0.0%	-3.2%	-6.2%	16	\$164,950	1,345	\$117	-81.3%	-21.9%	-27.6%
Existing	109	\$71,000	1,120	\$72	106	\$80,000	1,198	\$77	2.8%	-11.3%	-6.5%	85	\$78,900	1,048	\$78	28.2%	-10.0%	-8.6%
New & Existing	112	\$74,500	1,153	\$74	109	\$80,000	1,198	\$77	2.8%	-6.9%	-3.6%	101	\$93,820	1,192	\$96	10.9%	-20.6%	-22.8%

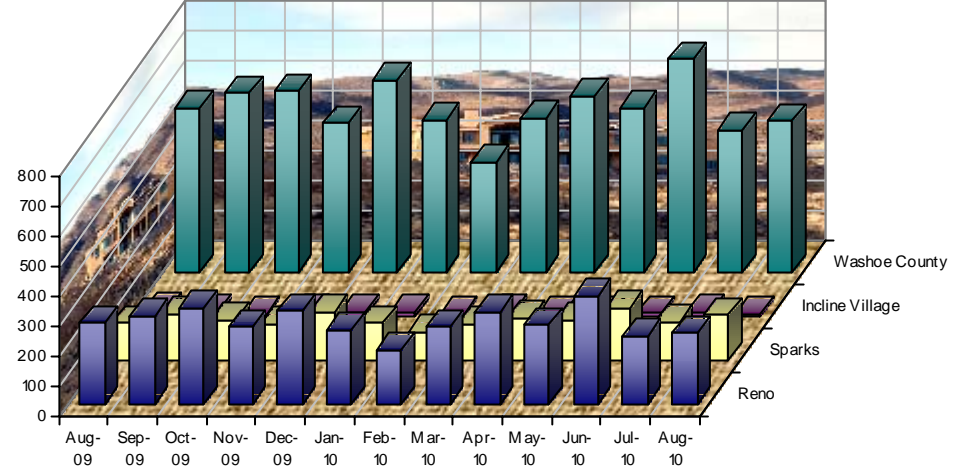
Housing Sales--August 2010

Source: Washoe County Assessor

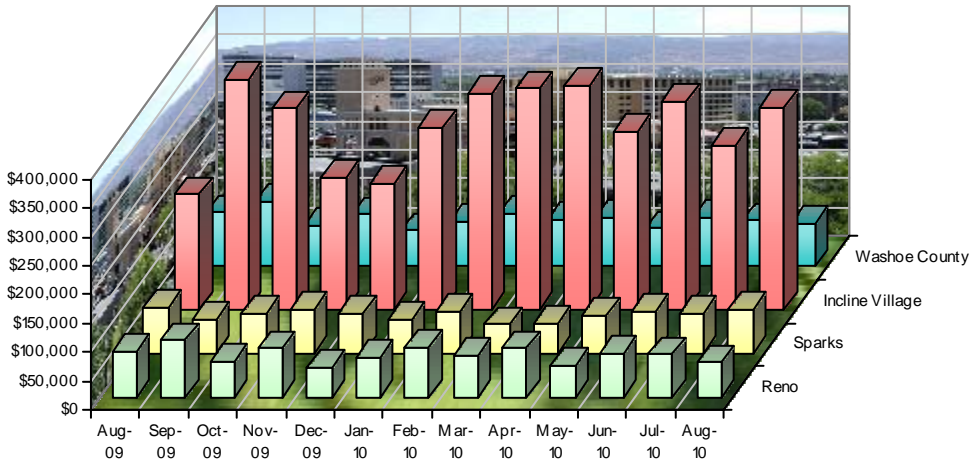
Median Sales Price
New & Existing Single Family



Number of Sales
New & Existing Single Family



Median Sales Price
New & Existing Condos



Number of Sales
New & Existing Condos

